



MERRELL®


ACTIVITY BOOK

Includes pages to color, indoor activities,
ideas for outside, and more!

Share your creations using **#merrellkids**





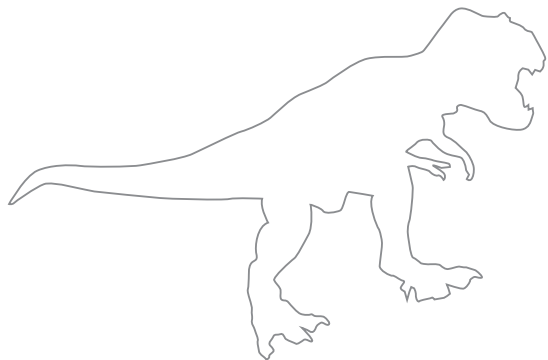
JUNGLE MOC



Share your creations using [#merrellkids](#)

MERRELL®

DINO MOC



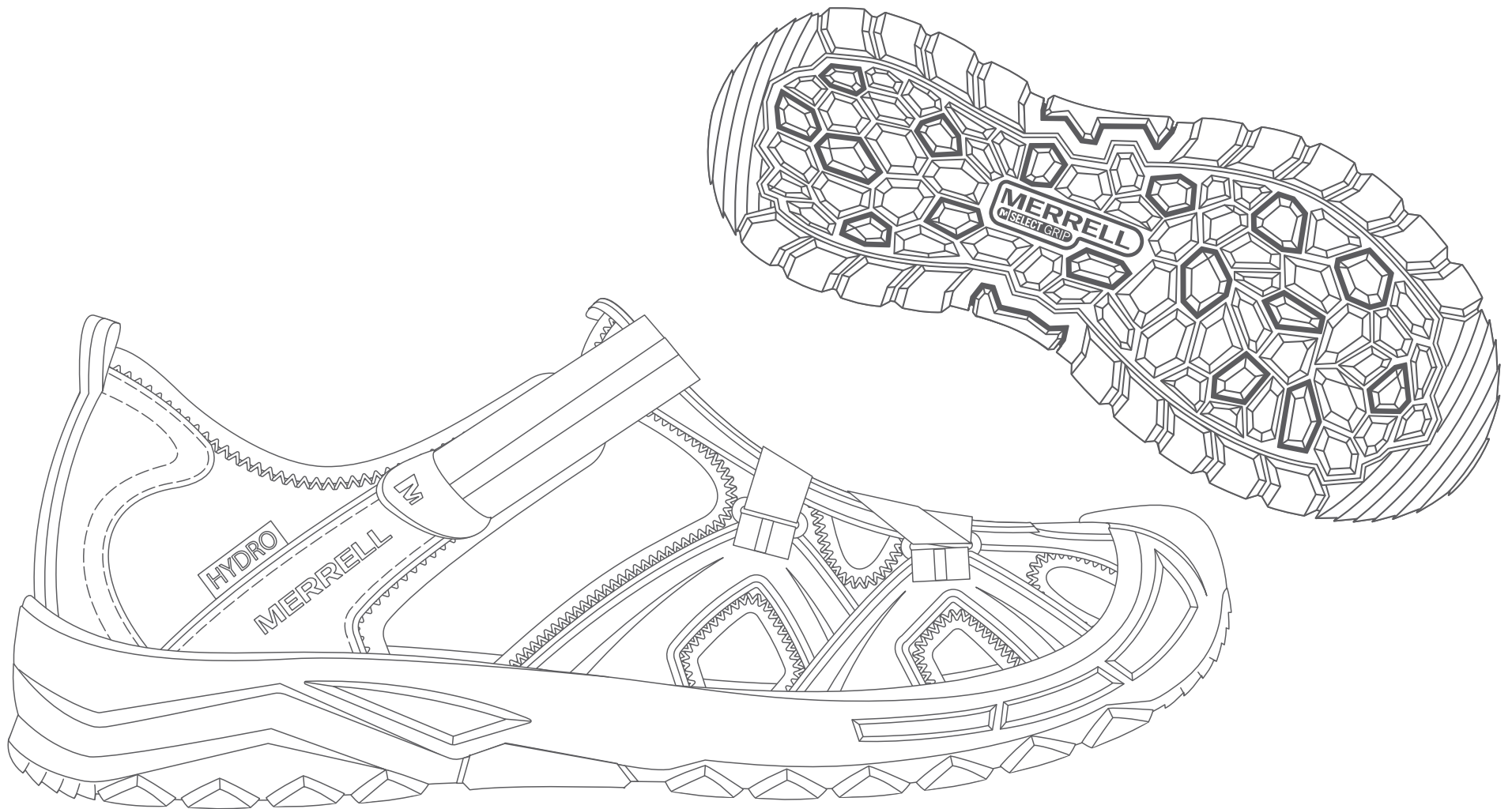
FLOWER POWER MOC



Share your creations using [#merrellkids](#)

MERRELL®

HYDRO SANDAL



Share your creations using [#merrellkids](#)

MERRELL®


MOAB FST BOOT



Share your creations using [#merrellkids](#)

MERRELL®

TRAIL QUEST



Share your creations using [#merrellkids](#)

MERRELL®

DESIGN YOUR OWN SHOE!

Share your creations using [#merrellkids](#)

MERRELL®

I SPY

I spy with my little eye something...

1. Blue

2. Orange

3. Red

4. Green

5. Brown

6. Pink

7. White

8. Purple

9. Yellow

10. Black

11. Fuzzy

12. Smooth

13. Scratchy

14. Comfy

15. Crunchy

16. Hard

17. Slimy

18. Cold

19. Hot

20. Wet

21. Big

22. Little

23. Shiny

24. Smelly

25. Yummy


26. Loud

27. Quiet

28. Growing

29. Moving

30. Beautiful



WORD SEARCH

- | | |
|--------------|-----------------|
| 1. Hike | 11. Choprock |
| 2. Picnic | 12. Chameleon |
| 3. Jungle | 13. Sandal |
| 4. Dino | 14. Sneaker |
| 5. Butterfly | 15. Boot |
| 6. Flower | 16. Outdoors |
| 7. Moab | 17. Backyard |
| 8. Trail | 18. Adventure |
| 9. Quest | 19. Stay Active |
| 10. Hydro | 20. Merrell |

R	R	G	M	X	R	Q	M	R	E	B	E	Z	H	K
L	L	L	E	R	R	E	M	Q	X	N	L	V	L	I
K	A	Y	R	B	E	E	K	I	H	O	G	I	Q	D
V	N	R	T	F	Q	H	D	U	C	E	N	Q	U	Z
W	K	E	G	R	R	L	J	J	P	L	U	B	E	K
E	V	I	T	C	A	Y	A	T	S	E	J	L	S	W
Y	A	L	C	O	R	I	S	E	R	M	O	P	T	B
M	L	Q	C	E	U	N	L	U	S	A	W	N	H	A
O	X	F	W	I	E	T	T	S	U	H	O	Y	T	C
U	N	O	R	A	N	N	D	L	N	C	D	O	V	K
W	L	I	K	E	E	C	H	O	P	R	O	C	K	Y
F	P	E	D	V	T	D	I	V	O	B	K	B	Q	A
J	R	I	D	P	F	T	G	P	Z	R	C	A	X	R
H	B	A	N	W	U	N	U	Q	I	J	S	O	F	D
S	A	N	D	A	L	J	Q	B	W	M	L	M	E	L

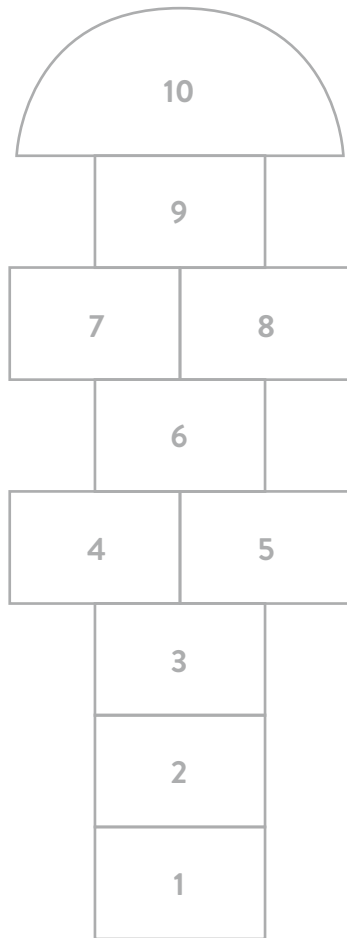
SCAVENGER HUNT

WHAT TO LOOK FOR

1. Acorn, pinecone, or pine needles
2. One grey rock and one brown rock
3. Flowers or dandelions
4. Clovers
5. One green leaf and one brown leaf
6. Any bug
7. Spider web
8. Ladybug or butterfly
9. Worm or caterpillar
10. Squirrel or bird
11. Mailbox
12. Newspaper
13. Bicycle
14. Red car
15. Outdoor clock
16. Stop sign
17. Fire hydrant
18. Statue
19. Bench or picnic table
20. Someone walking a dog



LEARN TO PLAY HOPSCOTCH



WHAT YOU NEED

1. Chalk or masking tape
2. A small “marker” to gently toss – a bean bag, pebble, stick, button, etc.

HOW TO PLAY

1. Use chalk to draw a hopscotch pattern on the ground outside, or use masking tape to create the pattern on the floor inside.
2. Create your pattern like the example and number each section.
3. Toss your marker onto section #1.
4. Hop through all of the sections, turn around, and hop back to the starting point while skipping the square your marker is on.
5. Hop on one foot for solo sections and land on two feet for sections that are side by side.
6. Pick-up the marker on your way back and pass it to the next person.
7. After each person takes a turn during round 1, start round 2 by tossing the marker onto section #2. Then start round 3 by tossing the marker onto section #3, and so on.

CREATE CHALK MASTERPIECES

WHAT YOU NEED

1. Chalk

WHAT TO DRAW

1. Leave a message saying HELLO! to your neighbors.
2. Write a riddle to make people laugh.
3. Draw your favorite animals.
4. Create a maze and use your favorite toys to navigate your way.
5. Play a giant game of Tic-tac-toe.
6. Practice spelling, math, and more right in your driveway.
7. Trace your family and draw funny outfits.
8. Draw a scene and lay down within it to take a picture. Try these ideas:
 - Draw a large bunch of balloons - pretend to hold onto the strings and float away.
 - Draw a butterfly then lay down between the wings and pretend YOU are the butterfly.
 - Draw a lake scene and pretend you are in a canoe.
 - Draw outer space AND a helmet so you can become an astronaut.
9. And don't forget to play hopscotch!

